

ORNAMENT
MARBLE
CEMENT

WOOD

STONE
OPUS

■
GLADE

ORNAMENT
MARBLE
CEMENT
WOOD
STONE
OPUS

■
GLADE



“

Contemporary yet full of warmth, our latest wood designs mimics the natural nuances and distinctive grains of hardwood – promising refinement in every way.

”





GLADE

“

Glade pays homage to natural wood - celebrating its textural honesty and colour clarity while perpetuating the idea of tranquillity of a clearing, a glade within a serene forest.

Delicately expressive wood grain texture set against soft and smooth surface with natural wood colours - the hallmark for this collection, Glade works perfectly well across various design aesthetics.

”

GLADE

Smooth near-linear with intermittent random spiral grain natural wood collection ranges from exquisite Vanilla to elegant Wenge - celebrates the splendour of natural wood colours and as a stark reminder that wood-tiles timeless appeal would never fade.



GLADE
VANILLA



GLADE
PINE



GLADE
TAUPE


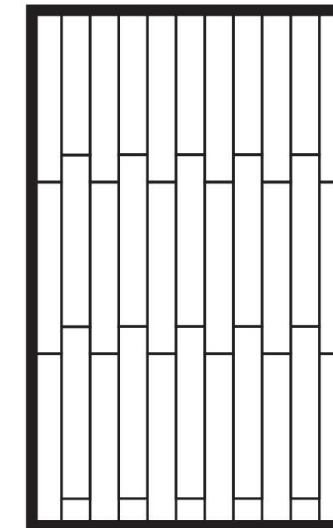
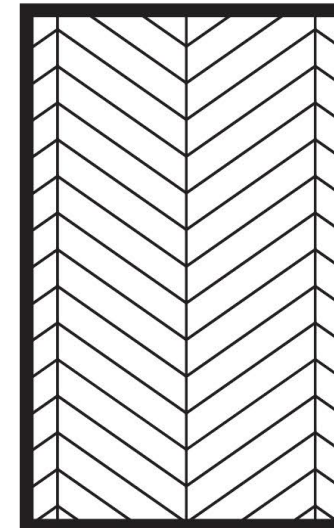

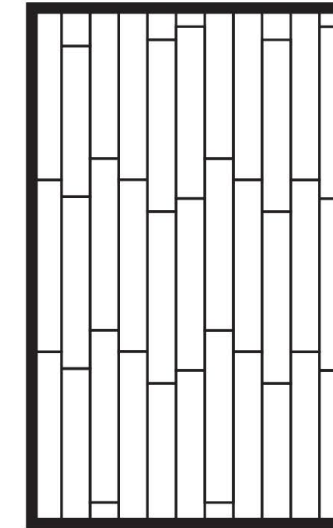



GLADE
WALNUT



GLADE
WENGE

FORMATS 20x120
SURFACES Matt
APPLICATIONS Interior | Exterior | Wall | Floor | Residential | Commercial




“ GLADE
VANILLA

Glade Vanilla's exquisite appeal lies in its cheerful and bright tone. Glade Vanilla's light coloured and smooth-grained features gives a distinctively warm ambience to your interior space - a natural fit for any interior style.

W12011
20x120CM | 8"x48" | MATT



“ 08
EIGHT
RANDOM FACES
20cm x120cm



“ GLADE
PINE

Glade Pine with its light-brown hue enhances the spatial quality of any space it dwells with its calming and tranquil quality. Apply Glade Pine throughout your entire interior space to achieve the perfect hygge experience.

W12012
20x120CM | 8"x48" | MATT



“ 08
EIGHT
RANDOM FACES
20cm x120cm



**“ GLADE
TAUPE**

Glade Taupe exudes an exceptionally urbane appeal with its greyish undertone and expressive wood-grained texture. Envelop your interior space with Glade Taupe for an updated look that spells out contemporary and ultramodern.

W12014
20x120CM | 8"x48" | MATT


“ 08
EIGHT
RANDOM FACES
20cm x120cm




**“ GLADE
WALNUT**

Glade Walnut holds up to the test of time with its natural and vivid medium-brown hue that promises a homely and serene spatial quality to brighten up moody and dark spaces. Light up your space with warm lighting and revel in the sight of your space glowing in the bask of woody glory.

W12015
20x120CM | 8"x48" | MATT



**“ 08
EIGHT
RANDOM FACES
20cm x120cm**



“ GLADE
WENGE

Glade Wenge breathes elegance into any space it touches. Marry Glade Wenge with ensembles of eclectic furniture and opulent decorative pieces, rest assured that you'll end up with charmingly elegant and chic interior space.

W12018
20x120CM | 8"x48" | MATT

“ 08
EIGHT
RANDOM FACES
20cm x120cm







“ LIVING ROOM
APPLICATION




FLOOR TILE | WALNUT W12015 20x120CM | 18"x48" | MATT



“ KITCHEN APPLICATION



FLOOR TILE | VANILLA W12011 20x20CM | 18"x48" | MATT
WALL TILE | WALNUT W12011 10x60CM | 4"x24" | MATT



BATHROOM
APPLICATION



FLOOR TILE | WENGE W12018 20X120CM | 8"X48" | MATT
WALL TILE | VANILLA W12011 20X120CM | 8"X48" | MATT

TECHNICAL SPECIFICATIONS

TECHNICAL CHARACTERISTIC	STANDARD TEST METHOD	PRESCRIBED VALUES	PADUA VALUES
MEASUREMENT & SURFACE APPEARANCE			
LENGTH	EN ISO 10545-2	±0.6%	±0.1%
WIDTH	EN ISO 10545-2	±0.6%	±0.1%
THICKNESS	EN ISO 10545-2	±5%	±3%
TRANSMUTATION	EN ISO 10545-2	±0.5%	±0.2%
PHYSICAL PROPERTIES			
WATER ABSORPTION	EN ISO 10545-3	≤0.5%	≤0.5%
BREAKING STRENGTH	EN ISO 10545-4	≥1300N	≥1300N
MODULUS OF RUPTURE	EN ISO 10545-4	≥35N/mm ²	≥35N/mm ²
RESISTANCE TO ABRASION	EN ISO 10545-6	≤205mm ³	≤160mm ³
THERMAL EXPANSION COEFFICIENT	EN ISO 10545-8	≤9MK-1	≤7MK-1
TEMPERATURE SHOCK RESISTANCE	EN ISO 10545-9	NO VISIBLE EFFECT	DURABLE
FROST RESISTANCE	EN ISO 10545-12	NO VISIBLE EFFECT	ANTI-ICE
SLIP RESISTANCE	DIN 51130	R9-R13	≥R9
CHEMICAL PROPERTIES			
CHEMICAL RESISTANCE <small>RESISTANCE TO HOUSEHOLD CHEMICALS AND SWIMMING POOL SALTS</small>	EN ISO 10545-13	NO VISIBLE CHANGES WHEN SUBJECTED TO CHEMICALS	DURABLE
RESISTANCE TO STAINING	EN ISO 10545-14 <small>when subjected to chemicals</small>	NO VISIBLE CHANGES WHEN SUBJECTED TO CHEMICALS	NO VISIBLE DEFECT

PACKING SPECIFICATIONS

SERIES	SIZES	PCS / CTN	M ² / CTN	CTN / PLT	KG / CTN	KG / PLT
GLADE	20x120 / 8"x48"	4	0.96	63	22.8	1436.4



Contemporary yet full of warmth, our latest wood designs mimics the natural nuances and distinctive grains of hardwood – promising refinement in every way.



UNIFORM
APPEARANCE

V1



SLIGHT
APPEARANCE

V2



MODERATE
APPEARANCE

V3



SUBSTANTIAL
APPEARANCE

V4



Foshan, China +86 757 8256 5826
Bangkok, Thailand +662 679 8885
www.paduaceramics.com